

# OPERATING INSTRUCTIONS

## EEZICATCH CAT TRAP™

The Eezicatch Cat Trap™ is the latest design of Cat Trap from MDC, built from 2.5cm x 2.5cm, 1.6mm wire mesh, covered in green powder coating to ensure long life. The dark green colour helps the trap to blend into the background.

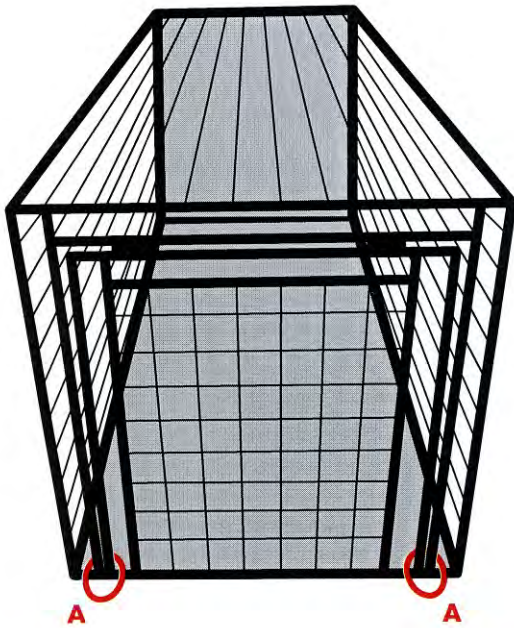
We have strived to make a trap which is lightweight but does not trade off weight for strength. The Eezicatch Cat Trap™ will last for many years of constant use. We have also designed the trap for quiet stress-free capture. The door is locked using a simple sliding ring mechanism and this is the only Cat Trap in the MDC range that has an outward opening door. To set the trap you simply raise the front door above the trip bar to make catching the cat a gentle stress-free operation.

The back door slips up to transfer the cat into the Trap Transfer Restrainer (236-354) or any of our other transfer baskets.

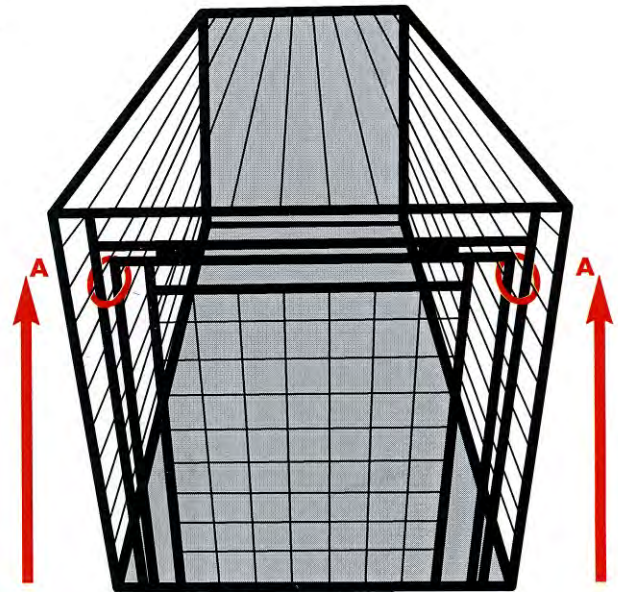
76cm(L) x 28cm(W) x 28cm(H)  
Part No. 178-342



1.

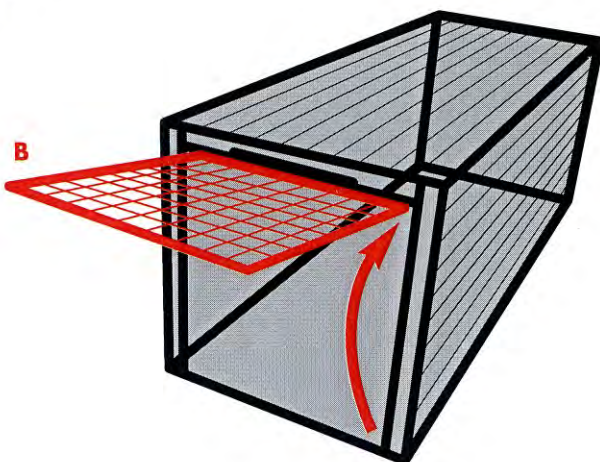


2.



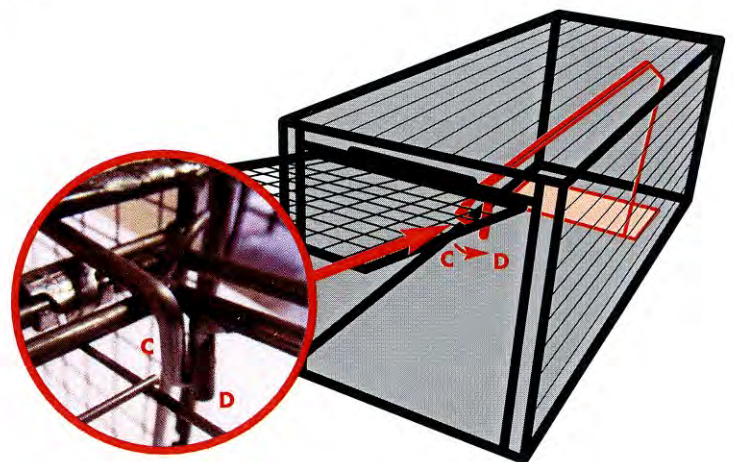
Lift Rings (A) to top of the Trap door

3.



Lift door (B) to Horizontal position

4.



Twist mechanism rod (C) anti-clockwise to location behind pin (D)  
*(as illustrated)*



Unit 11, Titan Court, Laporte Way, Luton, Beds. LU4 8EF UK  
www.mdexports.co.uk | mdexports@btconnect.com  
Tel: 01582 655600 | Fax: 01582 613013